

58529A

GPS Line Amplifier with L1 Bandpass Filter



The 58529A GPS Line Amplifier with L1 Bandpass Filter provides gain to overcome cable losses in installations where a GPS receiver and its antenna must be separated by large distances. With over 20 dB (typical) of gain, the 58529A increases the maximum cable length from 115 to 240 meters between the 58532A GPS Antenna and a timing receiver. Two amplifiers may be used in series to achieve distances up to 360 meters.

An active device, the 58529A accepts power between +4.5 Vdc to +13 Vdc. The unit is designed to pass dc power up to the GPS antenna.

Added Interference Protection

Antennas located in high-signal environments occasionally need interference protection above and beyond the filter provided in the 58532A GPS Antenna. The 58529A includes a narrow bandwidth filter with steep rolloff to minimize interference from nearby transmitters.

Improved Immunity to Lightning

Electromagnetic fields caused by nearby lightning strikes can induce surge voltages in the antenna cable, damaging components in the antenna system. The 58529A has improved immunity to these voltages through built-in diode protection. However, Symmetricom recommends the 58538A and 58539A lightning arrestors for full lightning protection.

Durable and Easy to Install

Symmetricom's third generation GPS antenna line amplifier, the 58529A is even more durable and easier to install than its predecessors. New features include a more rugged package design and a streamlined installation scheme.

The 58529A is designed to be compatible with the 58532A GPS Antenna. The 58529A's cylindrical shape allows it to fit inside the mounting mast of the 58532A GPS Antenna for shelter from the environment. To facilitate installation, a Type-N plug to Type-N plug adapter is provided to conveniently attach the 58529A directly to the output connector of the 58532A. This allows the 58529A to be installed close to the antenna for best system noise margin.

The 58529A is rugged, waterproof, and corrosion resistant so it can also be installed outside of the 58532A mounting mast. Option AUB with the 58529A provides a mounting bracket for convenient mounting to wood, masonry, or a pole.

Shrink tubing is also provided with the 58529A to protect connector joints from moisture. Use of the shrink tubing inside the 58532A mounting mast provides additional moisture protection, but it is not necessary and can be omitted to further simplify installation.

For the convenience of users who buy cable in bulk and cut it to suit their needs, Option 800 provides two Type-N Plug connectors (sized for LMR-400 cable) for terminating the cable ends to mate to the 58529A.

Specifications and Operating Characteristics

ELECTRICAL:

Input/Output Impedance:	50 Ω
Gain:	> 20 dB (25 dB typical) in the passband
Filter Attenuation:	> 15 dB @ L1 \pm 75 MHz > 30 dB @ L1 \pm 140 MHz
Reverse Isolation:	> 40 dB (typical)
Noise Figure:	< 4.3 dB (3.8 dB typical)
VSWR:	Input 1.4:1 (typical) Output 1.7:1 (typical)
RF Input Level:	-25 dBm maximum
dc Power:	+4.5 V to +13 V, < 13 ma dc power is passed to GPS antenna

PHYSICAL:

Connectors:	2 Type-N Jacks
Dimensions (including connectors):	32 mm D 110 mm L
Weight:	440 g

ENVIRONMENTAL:

Operating Temperature:	-40°C to +80°C
Vibration (58529A coupled directly to 58532A):	
Single 58529A, operating:	5-500 Hz, 0.04 g ² /Hz
Two 58529As in series, operating:	5-500 Hz, 0.0002 g ² /Hz
Moisture Resistance:	IP 66 (according to IEC 529)
Corrosion:	Saltspray test according to MIL-STD-202, Method 101, Condition B.

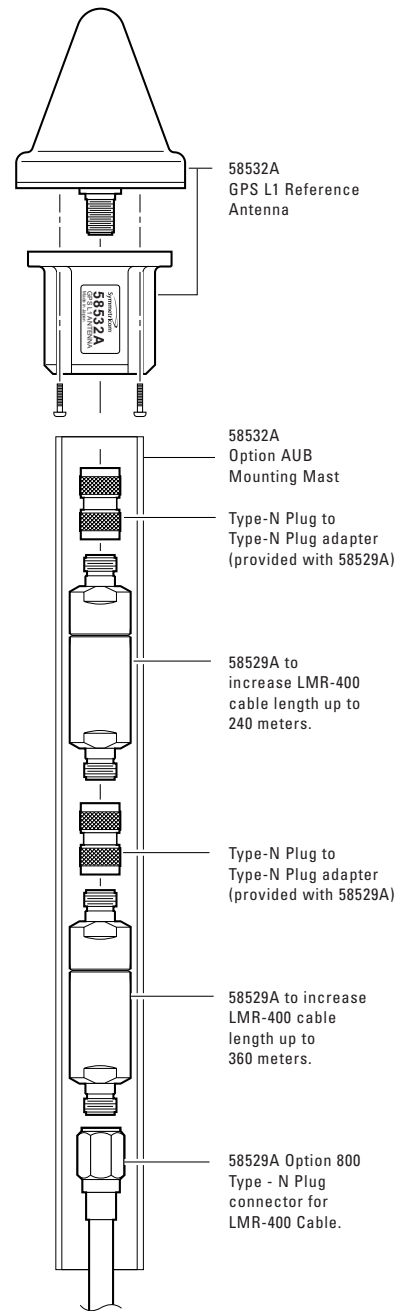
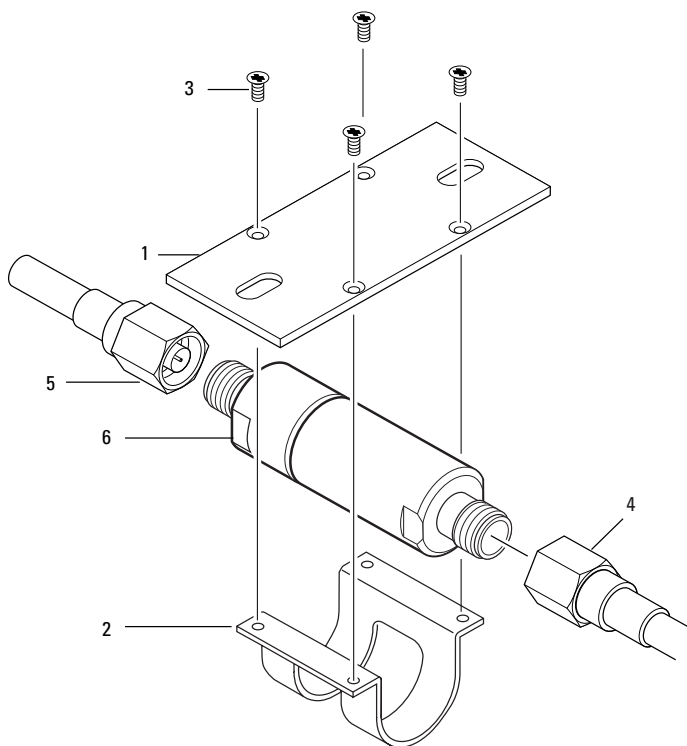
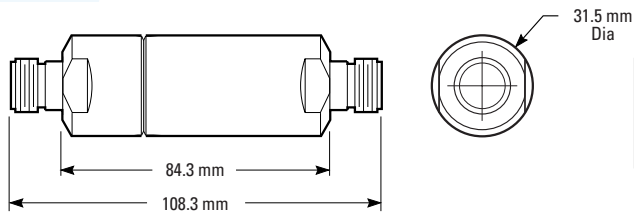


Diagram showing the 58529A installed inside the mounting mast of the 58532A GPS L1 Reference Antenna.



Items 1, 2, and 3 are supplied in Option AUB Mounting Hardware. Items 4 and 5 are supplied in Option 800 Type-N plug connectors (2) for LMR-400 cable. Item 6 is the 58529A.



58529A Line Amplifier/L1 Bandpass Filter Dimensions

ORDERING INFORMATION (CONTACT SYMMETRICOM FOR PRICING AND AVAILABILITY):

58529A GPS Line Amplifier with L1 Bandpass Filter

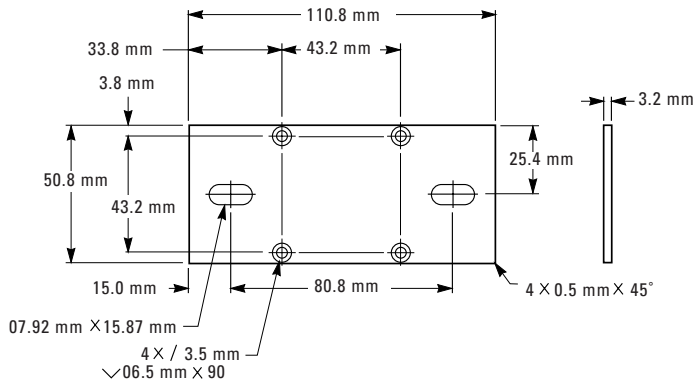
Option AUB Mounting Hardware

Option 800 Type-N Plug connectors (2) for LMR-400 cable

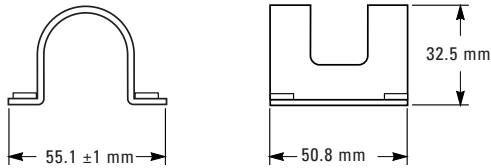
For more information:

Dependable Accessories for Your GPS Installation—
Brochure

Designing Your GPS Antenna System—
Configuration Guide



Option AUB Mounting Bracket Dimensions



Option AUB Cylindrical Housing Clamp Dimensions



Symmetricom
2300 Orchard Parkway
San Jose, CA 95131, USA
tel: 408-433-0910
fax: 408-428-7897
e-mail: info@symmetricom.com
<http://www.symmetricom.com>

Symmetricom Limited
2 The Billings
Walnut Tree Close
Guildford, Surrey
GU1 4UL, England
tel: 44-1483-510300
fax: 44-1483-510319

©2000 Symmetricom
Specifications subject to change without notice.
DS/58529A/D/0200/2M